



Goring Glazing



CONSERVATORY LIVING

CONTENTS

| | |
|------------------------------------|-------|
| Transform your home..... | 3 |
| Victorian conservatory | 4 |
| Georgian conservatory | 5 |
| Gable conservatory..... | 6 |
| Combination conservatory | 7 |
| Bespoke conservatory options | 8 |
| - Loggia..... | 8-9 |
| - Ultrasky & Ultraroom..... | 10-11 |
| - Livingroom & Livingroof | 12-13 |
| - Lean-To & Veranda | 14-15 |
| - Orangery & Lantern | 16-17 |
| Select your options | 18 |
| - Frame Colours | 19 |
| - Glass & Glazing | 20-21 |
| - Polycarbonate | 22-23 |
| - Tiled Roofs | 24-30 |

TRANSFORM YOUR HOME

It's easy and affordable to extend the living space in your home with a Classic Formula One conservatory.

Built with 'A'-rated PVCu double-glazed windows and polycarbonate or glass glazing, our conservatories ensure all-year round use—reducing heat build-up in the summer and retaining the warmth in the winter. A range of architectural styles coupled with different footprint shapes ensures that your conservatory will complement your home and your garden space perfectly and, if you're looking for a more personal design, we can also offer a range of bespoke options.

In addition to standard glazed roofing we also offer high-performance tiled roofs, either on new conservatories or as a replacement roof, as the perfect alternative to help you transform your home.



- 'A' energy rated PVCu double-glazed windows as standard
- 25mm (standard) or optional 35mm polycarbonate roof
- Optional double glazed roof
- Insulated frames help block out external noise
- Choice of door furniture
- Multipoint locking with AntiBump, Anti Drill and Anti Pick cylinder and a high security dimple cut blade key
- Excellent durability with minimal maintenance

VICTORIAN

CONSERVATORY



Timeless style with finial details and a faceted, curved-look front, these conservatories are as versatile as they are engaging.

Not only do they have the ability to complement almost any type of property, they can also be readily adapted to suit whatever space is available – whether that's a large garden or a small patio area. Typically, Victorian conservatories have a three or five facet bay.




GEORGIAN

CONSERVATORY

A modern interpretation of a regal age in British architectural history, Georgian conservatories are typically characterised by their square or rectangular footprint.

With a distinctive pitched roof and design flourishes such as elaborate crests and detailed moulding, Georgian conservatories create a stylish and imposing addition to your home.



GABLE CONSERVATORY



Reminiscent of the grand orangeries and classical conservatories of yesteryear, this type of conservatory enjoys an imposing front elevation with the windows extending to the apex of the roof.

The flat-fronted design creates a large interior floor space with a glazed gable and a pitched roof. As a result, it enjoys a real sense of presence and can add a feel of stately splendour to any home - and particularly older, period properties.



COMBINATION CONSERVATORY

Offering you everything their titles suggest and impressive design flexibility.

Using a combination of conservatory designs you can create distinctive areas and spaces - maybe using one for dining and the other for relaxing. Widely used combination styles include - P-Shaped, T-Shaped and B-Shaped. The choice, the options and the flexibility is yours.



BESPOKE CONSERVATORY OPTIONS

Formula One conservatory roofs can be used in the most popular shapes and styles, but we also have the ability to produce totally bespoke conservatories based on your own particular needs and designs – whether that's a particular large span construction or a conservatory that's based on unusual dimensions due to the nature of the site.

A bespoke solution can often simply be inspired by your own imagination and then we use our expert knowledge and experience to combine the various styles and products to configure a custom-built solution. Take a look at some examples of bespoke conservatory options on the following pages for further inspiration.

Loggia ■ Ultrasky ■ Ultraroom ■ Livinroom ■ Livinroof
Lean-To ■ Veranda ■ Orangery ■ Lantern



BESPOKE OPTIONS

Loggia

A versatile and technologically advanced solution, inspired by Italian columns, which delivers space, style and exceptional thermal efficiency and can be used in a variety of building applications from conservatories to glazed extensions.

1-4 Loggia



BESPOKE OPTIONS Ultrasky & Ultrarroof

The ultimate lightweight tiled roof solution which can be configured into any shape or size to create a spectacular vaulted interior in a bespoke design that's all your own.

1-4 Ultrasky
5-8 Ultrarroof





1



2



3



4

BESPOKE OPTIONS Livinroom & Livinroof

The most versatile replacement roof on the market giving you the best of both worlds by combining solid roof panels and shaped glazing to create stunning roof designs in any conceivable shape or size.

1-4 Livinroom
5-8 Livinroof



5



6



7



8



1



2



3



4

BESPOKE OPTIONS Lean-To & Veranda

Maximise the living area easily at the rear of the house or extend your home with a beautiful glass veranda extension to offer a real connection with your outdoor living space.

1-4 Lean-To
5-8 Veranda



5



6



7



8

BESPOKE OPTIONS

Orangery & Lantern

Increase the feeling of interior space with the perfect finishing touch to any large conservatory and enjoy a classic ornamental design that makes a real statement to your home.

1-5 Orangery
6-7 Lantern



SELECT YOUR OPTIONS


Once you have selected a conservatory style that suits your home and your lifestyle, there are a variety of options available to give your new living space the look you require.

These include the colour of the frames, the type of glazing (and the various options within standard glass and lightweight polycarbonate solutions) as well as tiled roof solutions.


- FRAMES
- GLASS
- POLYCARBONATE
- TILED ROOFS

PVCu FRAME COLOURS

A RANGE OF COLOURS TO SUIT ANY TASTE OR STYLE



White – Non Foiled and Woodgrain finishes available




Cream



Ebony Black



Chartwell Green



Anthracite Grey



Rosewood



Irish Oak



Golden Oak

Choose from our range of PVCu frame colours shown here. Frames can be fabricated with different colours inside and outside to create a combination that best suits your home.




Colours shown are for illustrative purposes only and may not be wholly accurate / representative of the final product. Please always ask to see a sample.

GLASS & GLAZING OPTIONS

GLASS PERFORMANCE SEE THE QUALITY IN OUR GLASS

Due to its impressive aesthetic appeal, increased sound insulation and ease of maintenance, glass is the popular choice for conservatory roofs. The glass units incorporate specialist coatings which enables the glass to help keep your conservatory cooler in summer (by reflecting excessive solar heat away) as well as warmer in winter (by deflecting heat from inside the home back into the property).















Our glass units also provide an easy clean capability which allows water to run off the glass taking most of the dirt and grime with it. In addition, our double glazed safety glass is guaranteed for 10 years.

| | | | |
|---|---|---|---|
|  | LIGHT TRANSMISSION The amount of light transmitted through the glass unit reduces glare from the sun. |  | UV PROTECTION Tinted glass reduces the effect of UV rays and helps protect furniture and fabrics from fading. |
|  | SOLAR REJECTION This keeps your conservatory cooler in summer by reflecting away the sun's heat. However, if you have a North facing or shady site you may less want solar rejection. |  | U-VALUE Thermally efficient glass units will prevent heat loss to the outside keeping your conservatory warmer in winter. |
|  | SELF CLEANING Our glass units are specially designed to remain cleaner for longer than conventional glass thanks to a transparent coating on the glass that harnesses the power of ultra-violet rays from the sun and rain (or water) to break down dirt then wash it away. |  | QUALITY AS STANDARD Manufactured in specialist roof glass factories, all our glass is toughened, double glazed safety glass and is guaranteed for 10 years. |



GLAZING DESIGN OPTIONS CONSIDER THE FINISHING TOUCHES

Standard glazed units may be the most popular choice for your conservatory but there are many other alternatives you can choose from should you want a more bespoke look. There are a variety of different obscure glass designs available which can be used to customise parts of the glazed areas of your conservatory. Please ask for details.

| | | | | |
|---|---|---|---|---|
|  |  |  |  |  |
| Autumn | Taffeta | Sycamore | Stippolyte | Mnster |
|  |  |  |  |  |
| Mayflower | Laurel | Florielle | Flemish | Digital |
|  |  |  |  | |
| Cotswold | Contour | Charcoal | Chantilly | |

Images shown may not accurately represent the final product.

POLYCARBONATE SOLUTIONS

AN ALTERNATIVE SOLUTION TO TRANSFORM YOUR SPACE

Polycarbonate is a very popular alternative glazing material for conservatory roofs, as it's lightweight, durable and exceptionally strong - up to 200 times stronger than glass and virtually shatterproof. All polycarbonates work to lessen the glare and heat from the sun to ensure your conservatory can be as comfortable all year round.

Our polycarbonate is available in a wide variety of specifications, colours and thicknesses to suit your budget, your chosen conservatory colour and the position and orientation of the installation.

- The range benefits from
- Testing to Class 1 Spread of Flame Protection
 - 10 year warranty for light transmission and breakage
 - Superb thermal efficiency and strength due to the multi-wall construction

The standard range of polycarbonates is 25mm or 35mm in thickness, with a colour choice of Clear, Opal, Bronze, Bronze/Opal and Solarguard. All are designed to reduce glare and minimise solar heat gain. Bronze/Opal gives a bright internal appearance even on a dull day, reduces solar heat gain and provides privacy. Solarguard limits the potential for heat build-up within the conservatory, whilst allowing light to enter the roof, deflecting solar radiation and reducing solar heat gain by up to 50%, when compared with conventional polycarbonates.

Properties of the Formula One polycarbonate range

| Polycarbonate Sheet | Light Transmission | | Solar Transmission | | U Value Wm ⁻² K ⁻¹ | | Shading Efficiency | |
|---------------------|--------------------|------|--------------------|------|--|------|--------------------|------|
| | 25mm | 35mm | 25mm | 35mm | 25mm | 35mm | 25mm | 35mm |
| Clear | 65% | 51% | 63% | 55% | 1.7 | 1.3 | 73% | 72% |
| Opal | 31% | 29% | 37% | 35% | 1.7 | 1.3 | 42% | 41% |
| Bronze | 24% | 11% | 26% | 14% | 1.7 | 1.3 | 30% | 27% |
| Bronze/Opal | 11% | 18% | 16% | 22% | 1.7 | 1.3 | 18% | 17% |
| Solarguard | 5% | 8% | 8% | 8% | 1.7 | 1.3 | 9% | 9% |

Light Transmission - Percentage of light transmitted through the polycarbonate sheet.
Solar Transmission - The proportion of the Sun's energy that is transmitted through the sheet. The lower the percentage the better it is.
U Value Wm⁻²K⁻¹ - A measure of how good the material is at preventing heat loss to the outside. The lower the figure, the more thermally efficient it is.
Shading Efficiency - The lower the figure the more shade is created.

Every effort has been made to ensure the colours of the swatches shown match as closely as possible the physical sheets. If you are in doubt about the choice of colour and its effect on your proposed conservatory we strongly recommend you ask your installer for a swatch sample prior to purchase. Formula One treats polycarbonate as a generic product and will vary its supply base from time to time.



Clear



Opal




Bronze



Bronze/Opal



Solarguard




TILED ROOFS A SOLID CHOICE

ENGINEERED FOR QUALITY BUILDING CONTROL APPROVED

The market-leading Guardian WarmRoof is a revolutionary step forward in home improvement – a high performance, lightweight roof replacement system that dramatically transforms your conservatory into an ambient, much needed space that can be used daily, all year round. It is suitable to replace your existing roof and also as an alternative on all new conservatory installations.

Our tiled roof system is designed to be of similar weight to a glass roof of equal size, so it follows the existing glazed walls. If correctly specified for the original glazed roof, it should be capable of supporting the replacement tiled roof system.

| | | | |
|---|---|---|--|
| 1 | RIDGE CAPPINGS Ridge cappings to match roof tiles or slates | 5 | PLYWOOD Exterior grade plywood |
| 2 | ROOF TILES OR SLATES Choice of roof tiles or slates in a range of colours | 6 | ALUMINIUM FRAME Structural pre-engineered frame |
| 3 | GUTTER SYSTEM Standard rainwater system | 7 | VENTILATION Ventilated roof eliminates condensation and mould growth |
| 4 | MEMBRANE Breathable waterproof membrane | 8 | INSULATION BOARD 3 layers of high performance rigid insulation board (125mm) |




Under certain criteria, our tiled roof system could be exempt from Building Control approval – however, we strongly recommend that approval always be sought. But, as our tiled roof system carries LABC/ LABSS certification, the Building Control process should proceed faster, smoother and without complication.

HIGH-PERFORMANCE STRUCTURAL PROPERTIES

KEY FEATURES OF THE TILED ROOF SYSTEM

Our tiled roof system uses a superior lightweight aluminium frame due to its high-performance structural properties. Many roof systems use timber, which weighs significantly more, putting additional stress on the existing conservatory walls.

Timber is also prone to shrinkage and is often cut to size on site unlike our structural frame which is manufactured and pre-assembled under quality controlled factory conditions.



Our tiled roof system has been designed to provide a high performance thermal and structural solution with zero condensation risk over the life of the roof.



ENERGY EFFICIENT

High performance insulation achieves a superior U-value of only 0.18 W/m.K (England & Wales) & 0.15 W/m.K (Scotland). Saving money on your heating bills.



TEMPERATURE CONTROL

Our tiled roof system regulates the temperature of your conservatory to ensure that it's pleasant and comfortable all year round.



ENGINEERED FOR QUALITY

Engineered precisely to your individual requirements and pre-assembled under controlled factory conditions to ensure the highest quality.



REDUCED NOISE

Your new room will remain quiet and relaxing whatever the weather conditions. Even heavy rain noise is eliminated.



TILE OPTIONS HIGH TECH SOLUTIONS

When it comes to selecting tiles for your tiled conservatory we offer two high tech solutions: a traditional lightweight slate tile and a steel tile with an Aluzinc® coating.

SLATE TILE TRADITIONAL APPEARANCE

Today's house builders and owners demand lower cost, faster and easier construction without compromising on quality while maintaining a traditional appearance.

To meet these demands, we are constantly developing new, high tech solutions for today's construction industry. Engineered using the most advanced technology in material development and manufactured from resin bonded crushed limestone, our slate tiles are extremely durable, impact and heat resistant and offer the highest level of UV protection.

- Spacers for perfect alignment
- Pre-marked fixing guides for quick & easy installation
- Up to 60% lighter than traditional slate
- Superior life expectancy – will not crack, split or break
- Ideal for new or replacement roofing projects
- 100% recyclable at end of use
- 'A' grade fire rated on a standard membrane
- Consistent high quality and dimensional accuracy



Colours shown are for illustrative purposes only and may not be wholly accurate / representative of the final product.

Select from a range of five natural colours

Our slate is a lightweight natural slate alternative with no risk of cracking and breaking.

Available in a choice of five natural colours, providing you the opportunity to add texture and style to your home. The colours have been tested to high UV exposure and exhibit virtually no fade and with no trace of cracking or splitting.



Black

Terracotta

Grey

Brown

Mulberry



ESPRIT SHINGLE FORMULA ONE TILE

The Esprit Shingle is made from lightweight high grade steel with Aluzinc® coating for incredible strength and resistance and features a unique 'hidden fix' feature that leaves no nails exposed to corrosion. The choice of colours means the tiles can match or complement virtually any home.

FORMULA
ONE
RANGE



Charcoal



Scarlet



Coal Black



Greenstone



Burnt Umber



Bister Brown

NEW LIVING SPACE IN JUST A FEW DAYS

Our tiled roof system is designed to be of similar weight to a glass roof of equal size, so it follows the existing glazed walls. If correctly specified for the original glazed roof, it should be capable of supporting the replacement tiled roof system.



The vital first step is to remove the entire existing roof.



Timber packer and structural ring-beam are sealed and secured to the top of the window frames.



The aluminium rafters, ridges and w all plates are fitted and the spider arms are secured to the spider bracket.



Exterior grade ply-board is fixed to the rafters.



Breathable waterproof membrane is laid over the plywood and secured in place.



3 layers of high performance insulation (between and over rafters, and insulated plasterboard), is installed.



A total of 125mm insulation is used for outstanding insulating performance.



A whole new living space for you to enjoy.

THE EASY, AFFORDABLE WAY TO TRANSFORM YOUR HOME

GET IN TOUCH TODAY



Goring Glazing

Images shown are representative only. Product design is continuous and subject to change without prior notice. Customers should check with their conservatory installer to ensure they have the latest product details and specification.



01903 268200

Goringglazing@hotmail.com